

Scott Bennett, P.E.

Director



Association of Arkansas Counties

Wednesday, August 9, 2017



1929
Arkansas
Highway and
Department of
Lands

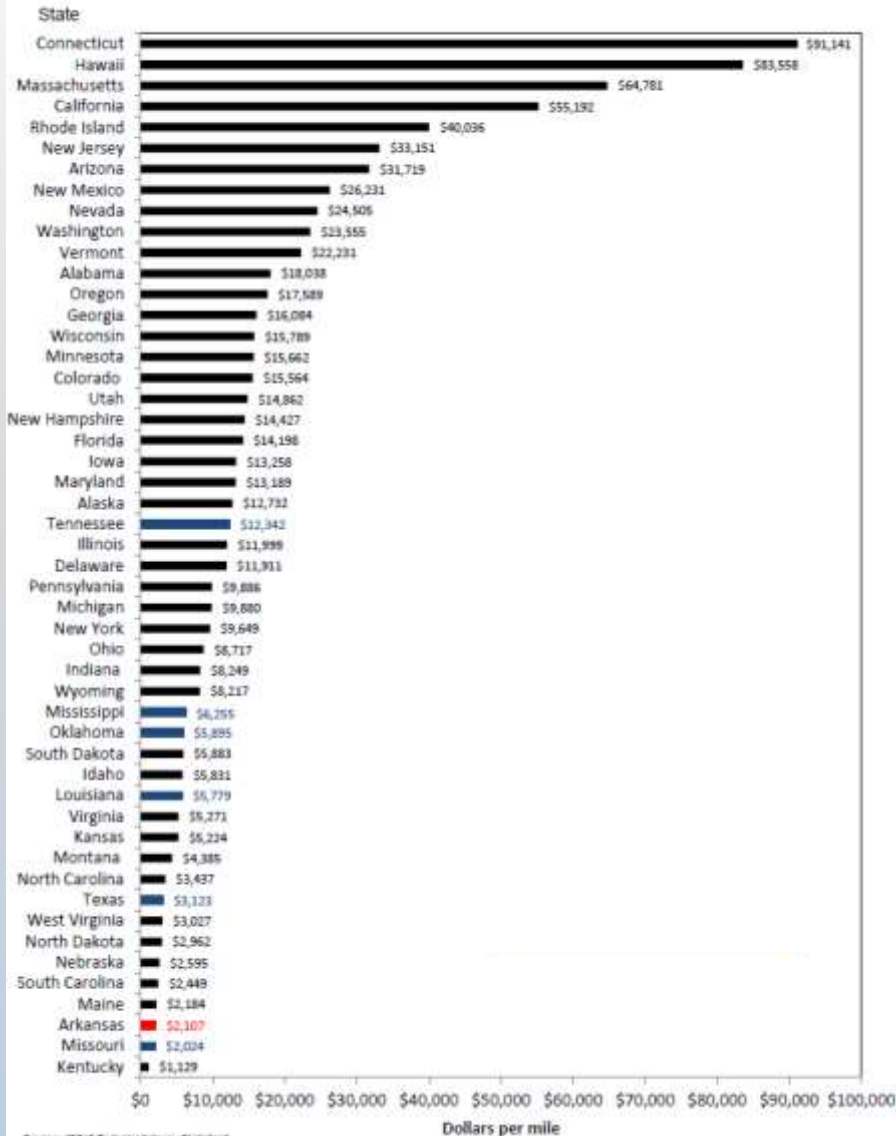
1977
Arkansas State
Highway and
Transportation
Department

2017
Arkansas
Department of
Transportation

***Provide safe and efficient
transportation solutions to support
Arkansas' economy and enhance the
quality of life for generations to come.***

Adopted June 7, 2017

Administrative Cost Per Mile
Arkansas Ranks 48th in the Nation



Source: "2013 Federal Highway Statistics"
 Note: Excludes Toll Facilities

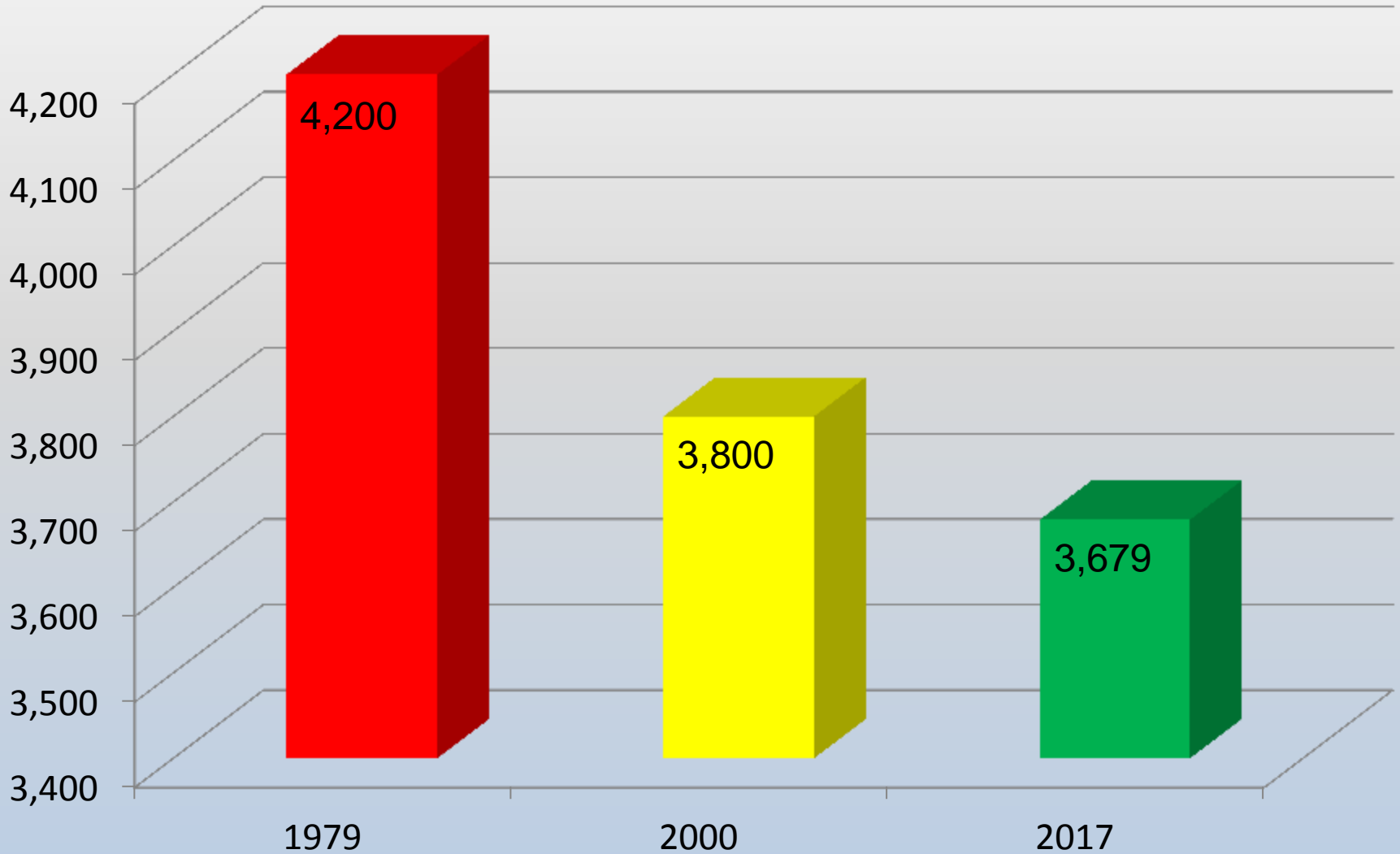
Arkansas = \$2,107

Surrounding States Average = \$4,334

National Average = \$9,224

Arkansas has the
 3rd Lowest
 Administrative Cost Per
 Mile
 in the Nation

Department Employees



Promises Made



Promises Kept

1999 IRP

- 50 Projects
- 356 Miles
- \$973 Million



2011 IRP

- 83 Projects
- 494 Miles
- \$1.51 Billion



2012 CAP

- 36 Projects
- 185 Miles
- \$1.9 Billion



CAP and IRP



Updates

Completed

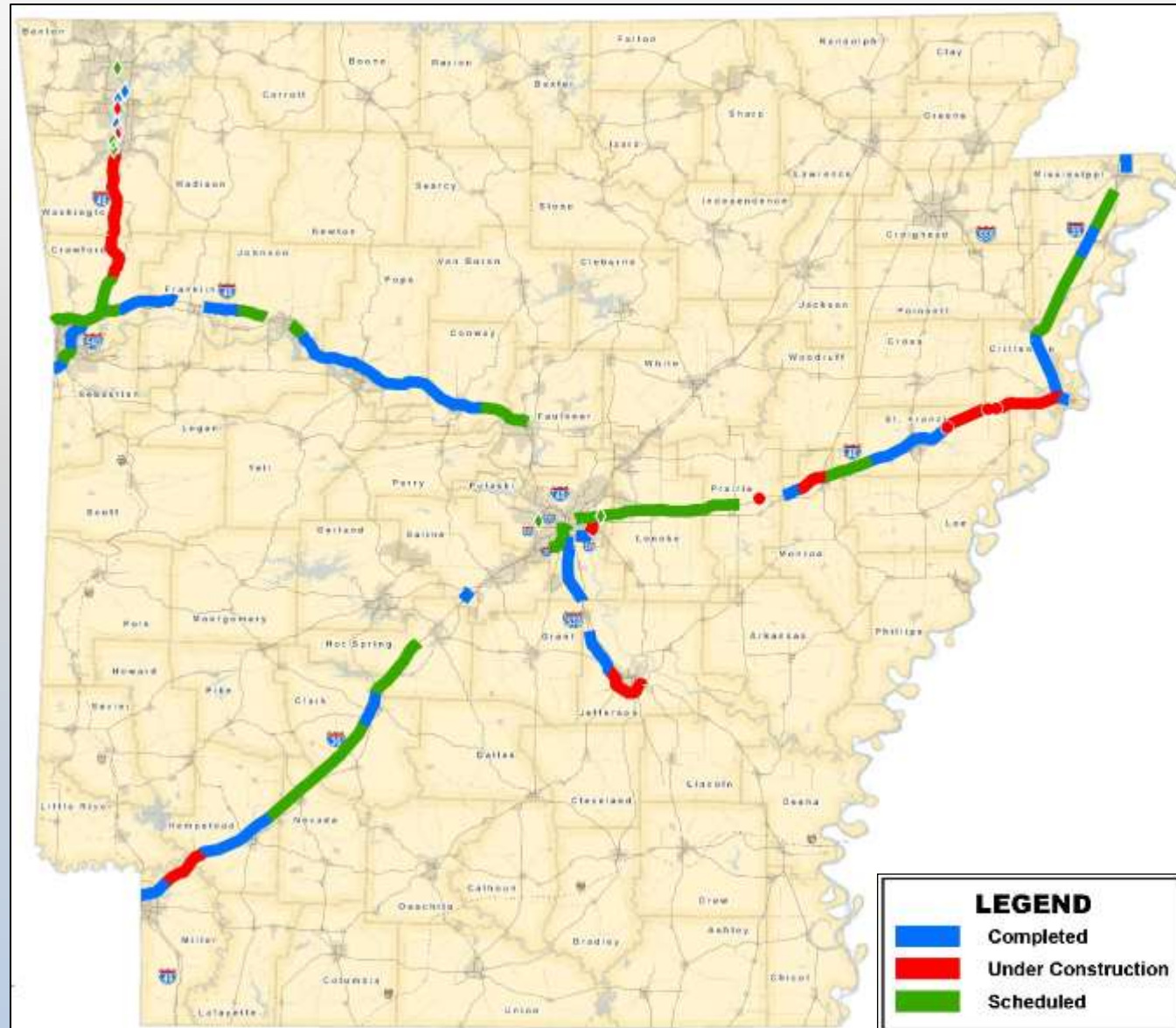
32 Projects
205 Miles
\$625 Million

Under Construction

15 Projects
97 Miles
\$559 Million

Scheduled

36 Projects
191 Miles
\$343 Million



Completed

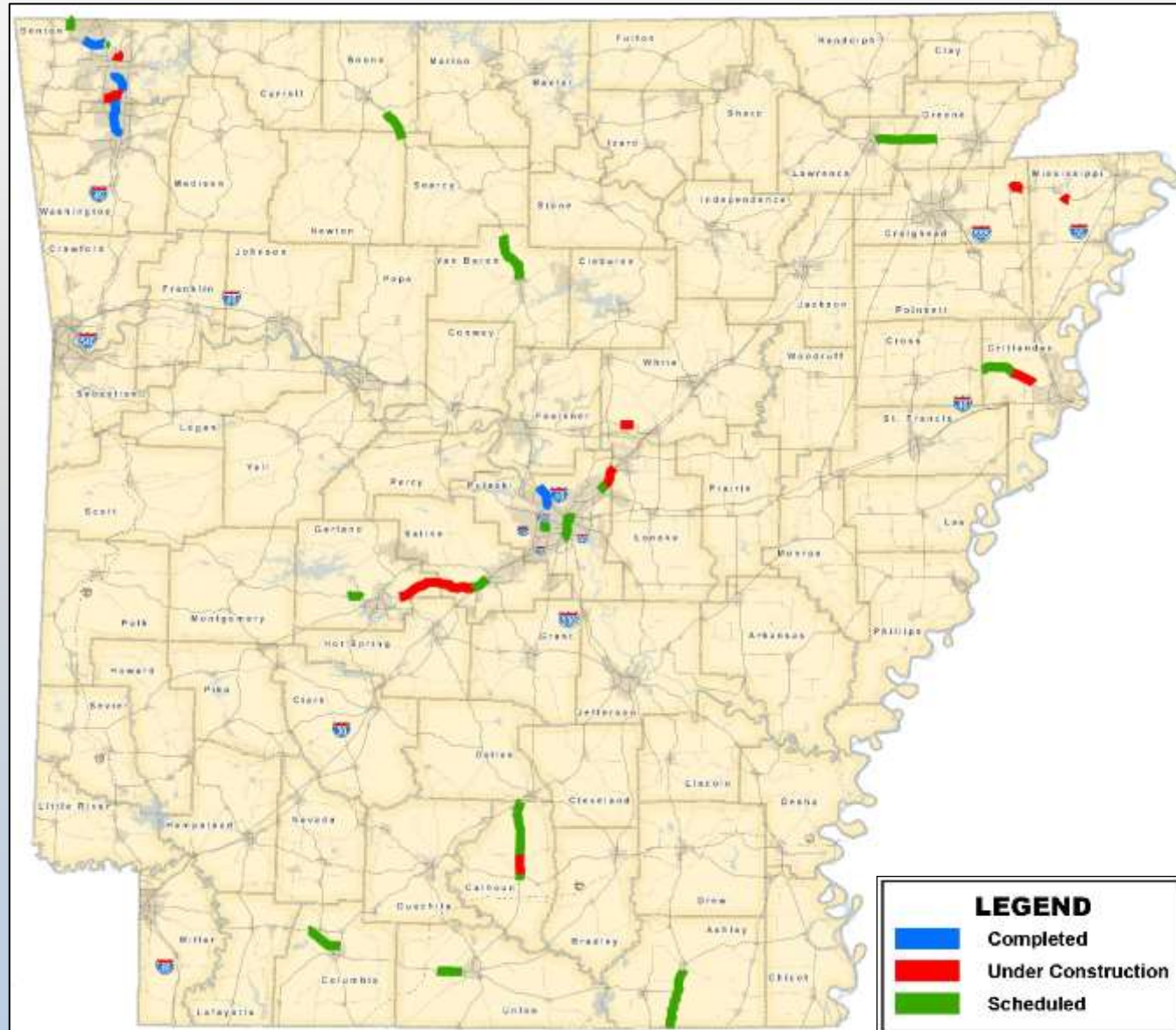
5 Projects
24 Miles
\$180 Million

Under Construction

9 Projects
48 Miles
\$388 Million

Scheduled

22 Projects
113 Miles
\$1.31 Billion



CAP Turnback Funds

FY 2014 through FY 2017

	AHTD	Counties	Cities
TOTAL	\$669,530,680	\$143,470,860	\$143,470,860
Average Annual	\$167,382,670	\$35,867,715	\$35,867,715

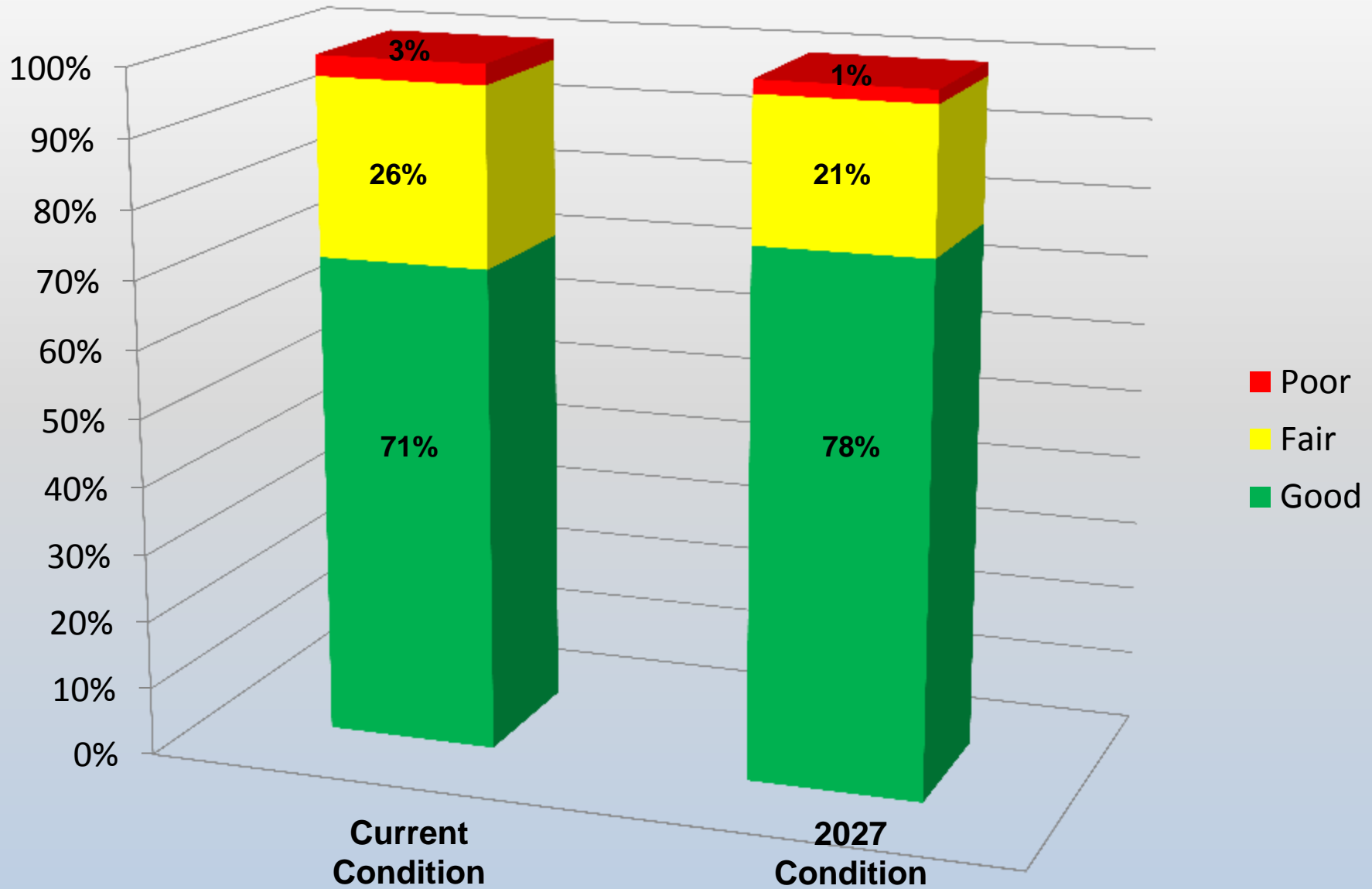


Highway Condition

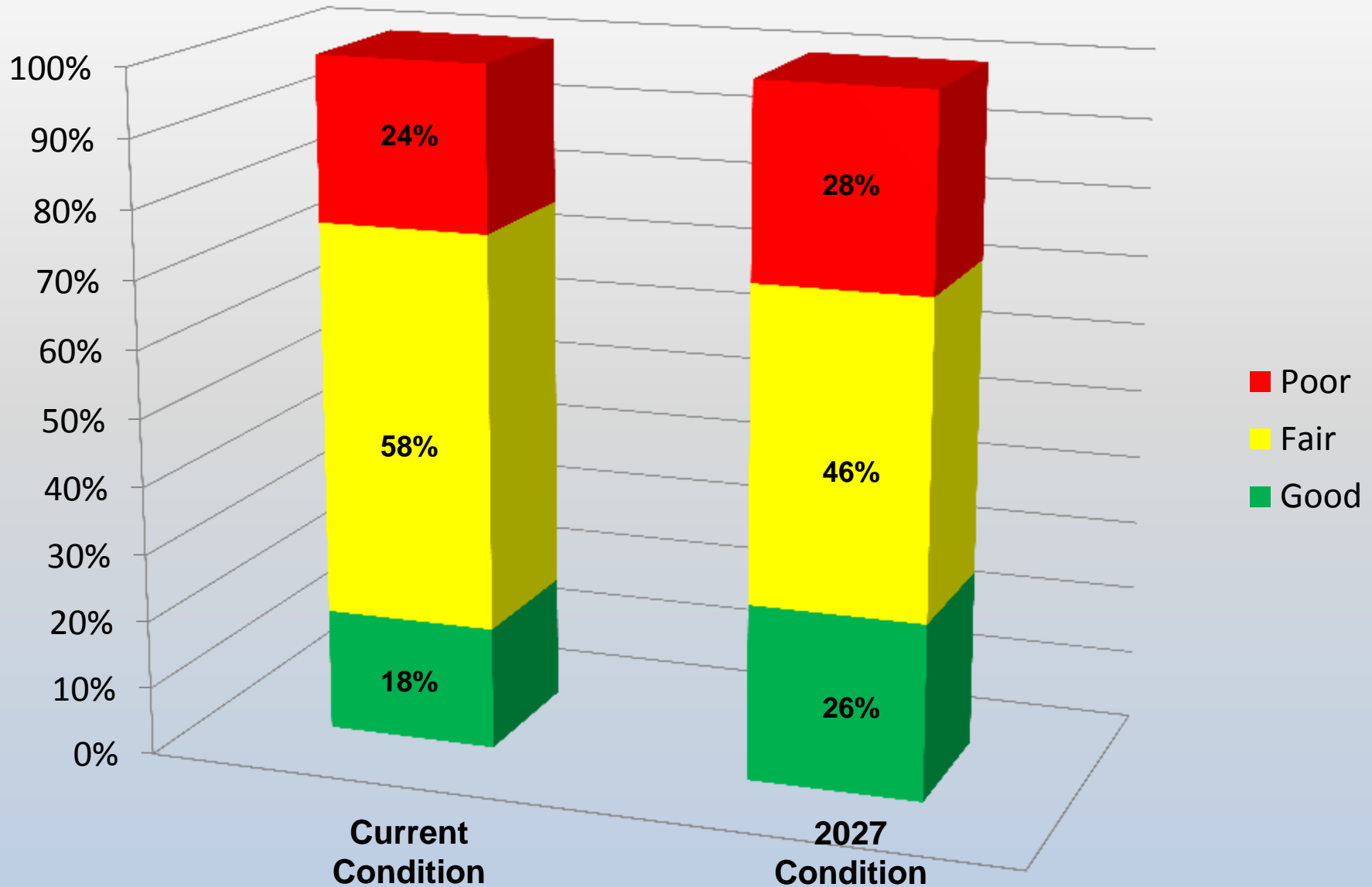


and Needs

Interstates



All State Highways – Including Interstates



Chicot County
Highway 144, Section 3
Log mile 7.83 - 10.86
Lake Chicot State Park
entrance to the Mississippi
River Levee



Sebastian County
Highway 71, Section 13
Log mile 7.14 - 10.25
4-lane divided highway
south of Greenwood



Garland County
Highway 270, Section 6
Log mile 0.0 - 2.0
just east of Highway 7 on
MLK Expressway



Lonoke County
Highway 381, Section 1
Log mile 0.0 - 12.28
Highway 70 to Highway 232



Randolph County
Highway 231, Section 4
Log mile 0.00 – 3.02
approximately 0.25 miles north of
Highway 90



Funding



Update

- Great amount of uncertainty at the federal level
- State funds stagnant at best



Federal vs. State Funding

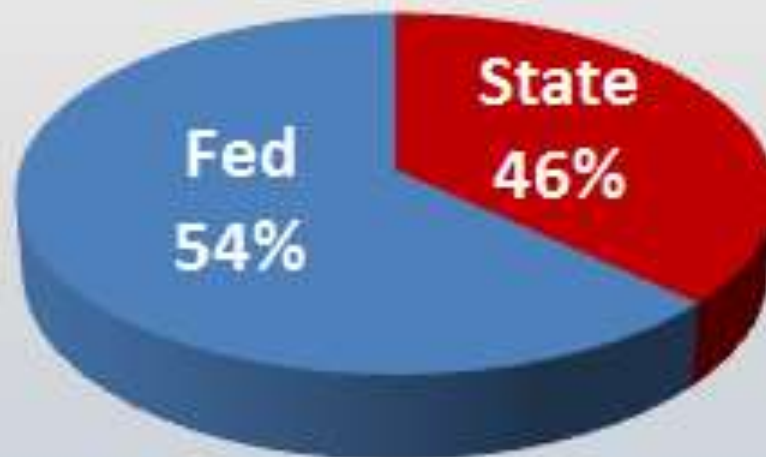
1993

Hwy. Funding Breakdown

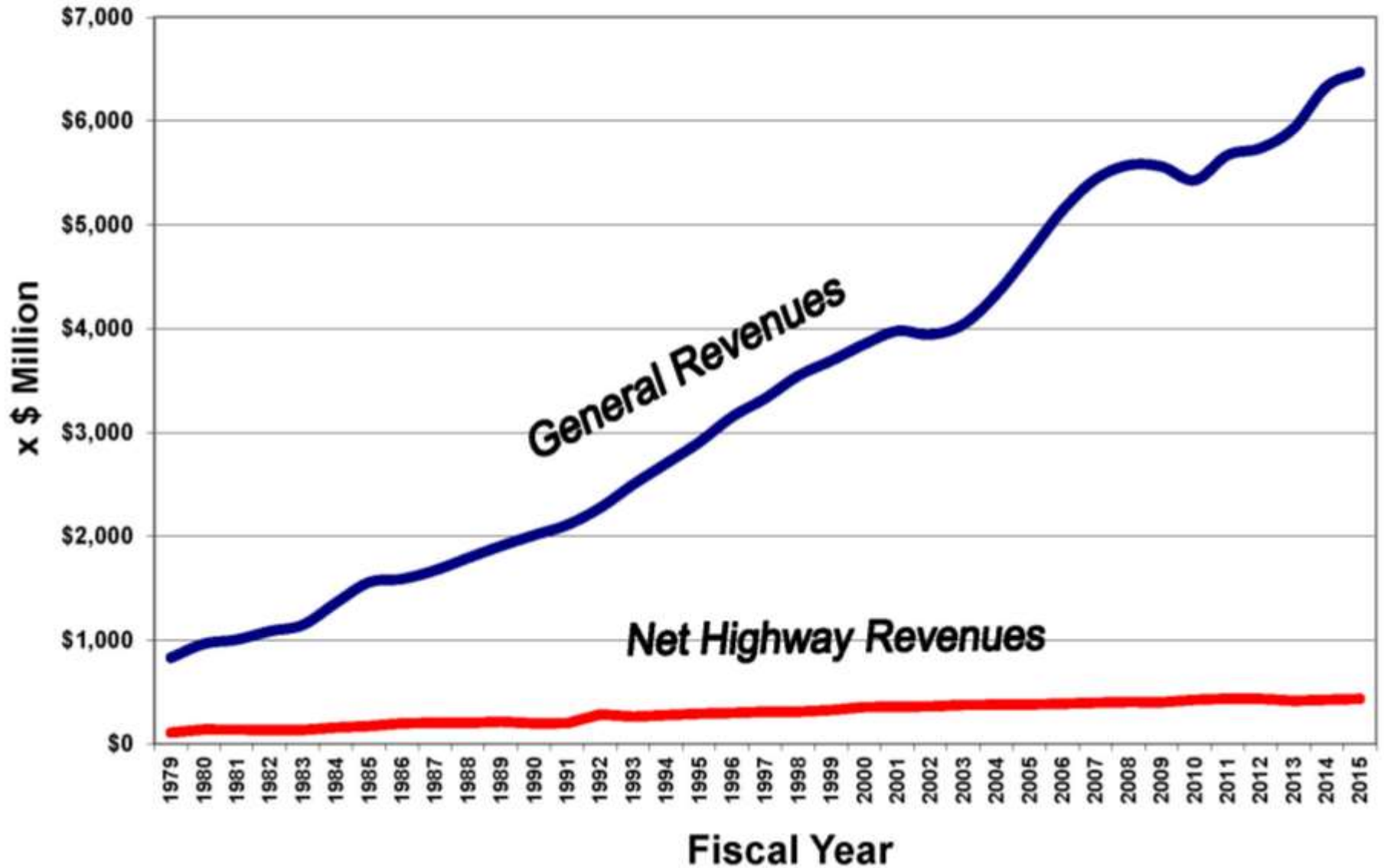


2016

Hwy. Funding Breakdown



Arkansas State General Revenues vs AHTD Net Highway Revenues



THEN

22 years ago, in 1995,
33 miles of Highway
could be widened.

NOW

As of 2015, using the
same resources, only
15 miles of Highway
could be widened.



THEN

22 years ago, in 1995,
200 miles of Highway
could be overlaid.

NOW

As of 2015, using the
same resources, only
54 miles of Highway
could be overlaid.



Challenges

➤ **12th** largest system in the country

➤ **42nd** in highway revenue per mile.

➤ **\$22.9 billion** in needs

➤ **\$4.4 billion** in available revenue



Where



Are We Going?

"As to the long-term solutions, it emphasizes that it is difficult to get a referral of this General Assembly out to the voters, and that I hope the leadership of our state and the business community and others **will look at an initiated act that might go on the ballot for a highway program,**" he said. "Otherwise, we'll continue to debate the long-term solution in future sessions."


Governor Asa Hutchinson



□ Governor’s Highway Funding Working Group

- ✓ Immediate: \$ 50 Million
- ✓ Short-term (0-3 years): \$110 Million
- ✓ Mid-term (3-5 years): \$250 Million
- ✓ Long-term (6-9 years): \$400 Million

All figures are annual amounts for state highways.



Options for Generating Additional Revenue

Source	\$200 Million for Highways ⁽¹⁾	\$300 Million for Highways ⁽¹⁾	\$400 Million for Highways ⁽¹⁾
Fuel Tax	14.2¢	21.3¢	28.4¢
Sales Tax on Fuel (wholesale)	8.33%	12.5%	16.67%
Registration Fee	\$104	\$156	\$208
General Sales Tax ⁽²⁾	0.58%	0.87%	1.16%

¹ Amount shown is annual net to highways – after deduction for CFA/CSF and 30% to cities and counties.

² Transfer of 4.5% (“general” portion of statewide sales tax)

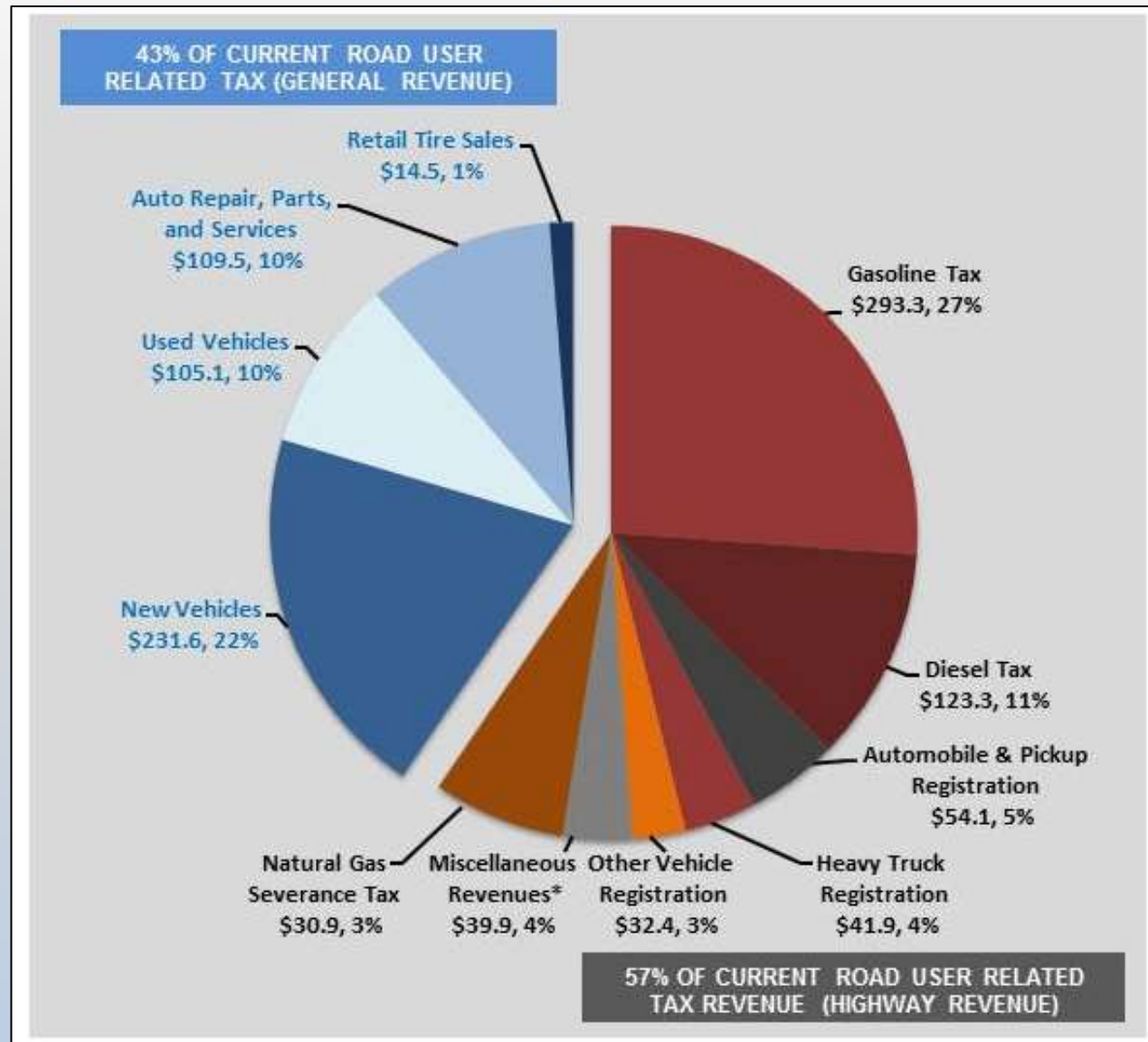
Road User Related Tax Revenue (SFY 2016)

Total Road User Revenue
\$1,076.5 Million

Distribution:

General Revenue
\$460.7 Million (43%)

Highway Revenue
\$615.9 Million (57%)



Possible Initiated Act

CITIZENS OPINION SURVEY ON HIGHWAYS IN ARKANSAS

MAIL OR EMAIL RESPONSES TO:
 ARDOT
 Public Information
 P.O. Box 2261
 Little Rock, AR 72203
info@arkansashighways.com

Are you satisfied with the condition of the existing state highway system?

Yes No

What highways in your area need improvements, and what type of improvements do they need?

Priority 1: _____
 Priority 2: _____
 Priority 3: _____
 Priority 4: _____

If you want better highway conditions, the Arkansas Department of Transportation will need additional funds. Would you support a new highway program that would generate additional revenue?

Yes No

Which of the following sources do you recommend be utilized in obtaining additional funds (check all that apply):

- Increase in gas tax
- Increase in diesel tax
- Increase in sales tax (dedicated to highways)
- Increase in vehicle registration fees
- Add sales tax on wholesale price of motor fuels
- Transfer existing sales and use tax on motor vehicles and related parts and service (currently collected but not paid to highways)
- Other (please specify):

Would you be willing to sign a petition to put a highway revenue proposal on the 2018 general election ballot?

Yes No If Yes, what County do you live in? _____

(Optional) Contact Information: name, email, etc.

meeting name - date

Online Form Available Here:

www.Arkansashighways.com



- ARDOT.gov
- ConnectingArkansasProgram.com
- Vimeo.com/myARDOT
- IDriveArkansas.com
- Twitter.com @myARDOT



@myARDOT



Questions?

